



Statistics on the Swiss abroad 2015: additional information

1. Overview

761,930 registered Swiss citizens abroad (as at: 31.12.2015)

Rank	Country ¹	People	in %	No. persons in %	Voting percent. in %	Age 65+	Age 18-65	Age <18
1	FRA	198,647	26.1	83.0	33.2	20.3	58.3	21.4
2	DEU	86,774	11.4	63.6	34.5	19.5	58.9	21.6
3	USA	80,218	10.5	74.3	21.7	21.6	59.6	18.8
4	ITA	51,556	6.8	83.5	37.4	22.5	57.5	20.0
5	CAN	39,869	5.2	76.2	16.5	22.0	62.0	16.0
6	GBR	33,745	4.4	68.7	30.2	15.1	62.0	22.9
7	AUS	24,789	3.6	80.4	16.4	19.5	61.3	19.2
8	ESP	24,721	3.2	56.6	28.8	31.4	51.4	17.2
9	ISR	18,702	2.4	81.9	13.6	6.4	48.0	45.6
10	AUT	16,028	2.1	57.7	28.5	18.5	58.9	22.6
11	ARG	15,865	2.1	92.1	11.6	22.9	59.6	17.5
12	BRA	15,730	2.1	79.2	14.7	21.1	60.7	18.2
13	RSA	9,293	1.2	70.3	17.8	24.7	58.2	17.1
14	THA	8,958	1.2	37.1	32.3	27.3	57.5	15.2
15	BEL	8,035	1.1	71.0	28.7	18.9	58.1	23.0
16	NED	7,940	1.0	67.9	27.3	16.4	63.8	19.8
17	NZL	7,021	0.9	72.1	19.7	15.2	65.3	19.5
18	SWE	5,566	0.7	60.1	28.6	18.5	60.7	20.8
19	MEX	5,366	0.7	78.2	21.1	15.4	62.5	22.1
20	CHI	5,272	0.7	87.7	18.1	15.7	59.9	24.4
1-20		664,095	87.2					
Total	Total	761,930	100	73.4	28.7	20.0	58.6	21.4

As at: 31 December 2015

- In recent years the number of Swiss citizens abroad has risen steadily by 15,000 persons per year.
- The Swiss population abroad is growing on average by 2% per year, i.e. twice as fast as the permanent resident population of Switzerland.
- There was only one change compared with the previous year in the ranking of the 20 countries with the largest number of Swiss nationals: Austria swapped places with Argentina, which saw a decrease in the number of registered Swiss nationals (- 28).
- About one in nine Swiss nationals currently lives abroad.
- The number of Swiss nationals abroad who vote in Swiss elections or popular votes rose by 1% compared with the previous year. Neighbouring countries and countries with a small share of dual citizens have the highest percentage of Swiss nationals who vote in Switzerland.

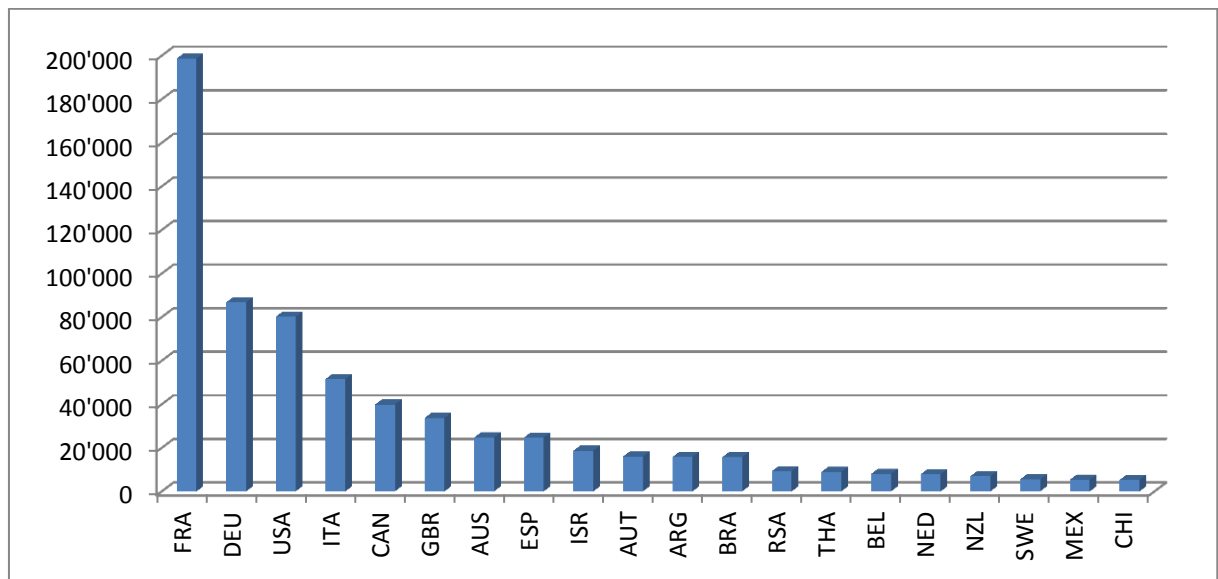
¹ IOC country codes

1.1. Regional

Rank	Continent	No. of persons	in %	Share of dual citizens in %	Voting percentage in %	Age 65+	Age 18-65	Age <18
1	Europe	472,202	62.0	73.8	33.2	20.6	58.2	21.2
2	America	183,702	24.1	76.9	19.0	21.0	60.2	18.8
3	Asia	52,409	6.9	59.1	32.3	11.6	55.6	32.8
4	Oceania	32,032	4.2	78.3	17.3	18.5	62.1	19.4
5	Africa	21,585	2.8	62.8	26.3	20.1	55.9	24.0

- Just under two in three Swiss nationals abroad live in Europe (62%). One in four lives in the Americas (North/South, 24%).
- As in previous years, the largest increase was seen in Asia, with 3.5% (especially Thailand, the Philippines, Israel and the UAE).
- Although the largest percentage increase of Swiss nationals abroad has been seen in Asia in recent years, Europe is still registering the highest increase in absolute numbers (2015: +10,153).
- The increase in Europe, with just under 2.2%, is just below average.
- While the lowest increase was seen in Africa with 0.5%, the Americas (1.5%) and Oceania (1.0%) also posted above average increases.

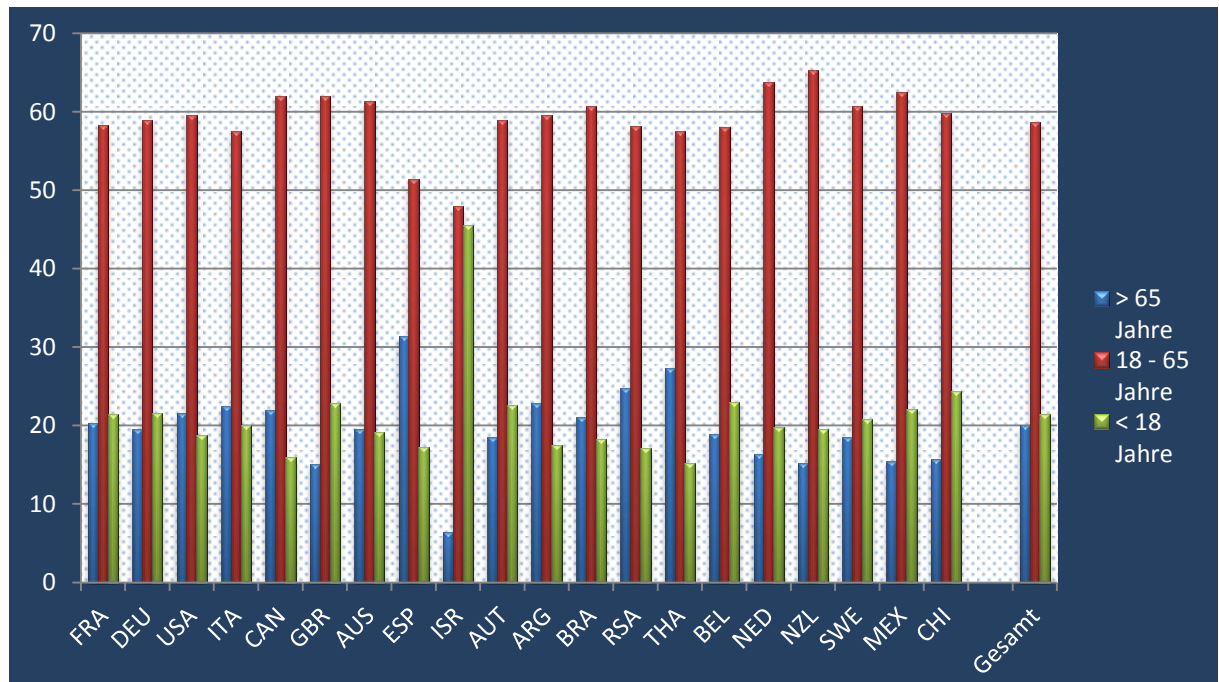
1.2. Distribution by countries



Number of Swiss nationals by country

- Over ¼ of all Swiss nationals abroad are registered in France; just under half are registered in just three countries (France, Germany and USA).
- The first 10 countries with the largest Swiss community represent 75% of all registered Swiss nationals abroad. The share is over 87% in the first 20 countries.
- In Europe, there was an above-average increase in the Swiss community in Albania (6.6%), Bosnia and Herzegovina (6.6%), Bulgaria (8.9%) and Serbia (13.1%), and a below-average increase in Italy (0.4%) and Spain (1.0%).
- Among the larger Swiss communities the highest increases were seen in Asian countries: Israel (4.1%), the Philippines (4.3%), Thailand (4.9%) and Japan (5.9%). In China, in contrast, the number of Swiss nationals decreased slightly (-1.6%).
- In the Americas, Argentina (-0.2%) and Venezuela (-6.4%) posted negative growth, while Chile registered an above average increase (3.8%).
- Among African countries, South Africa (-2.2%) and Tanzania (-7%) posted a decrease, while Morocco (+5.3%) posted above-average growth.

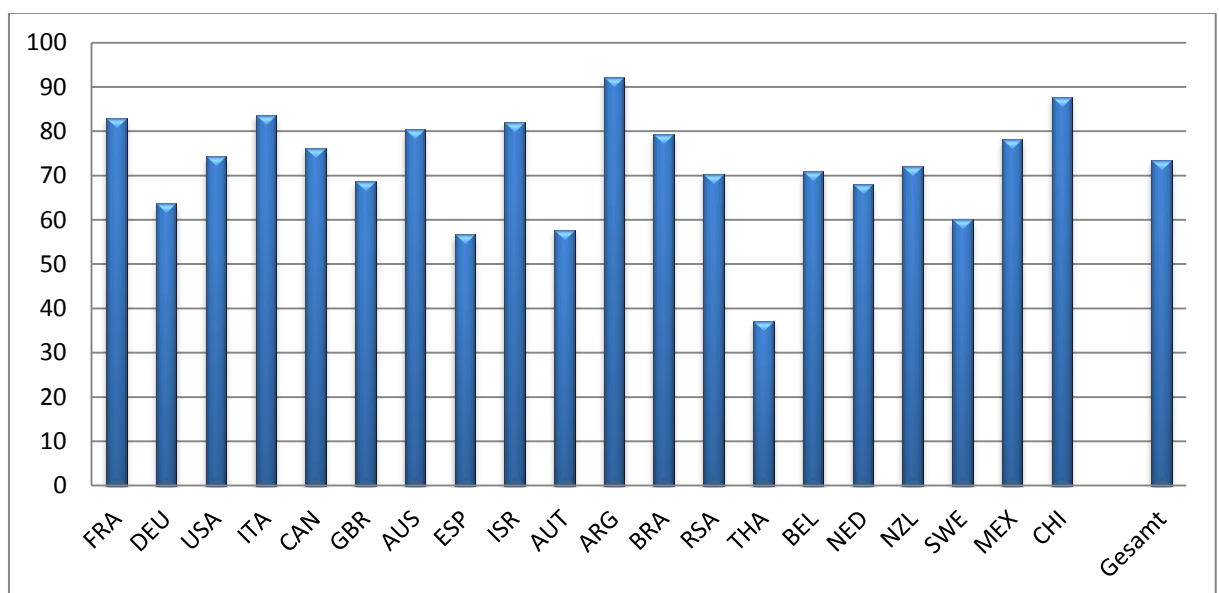
2. Age structure



Age structure by country in % (seniors, employed persons, children/young people)

- The community of Swiss nationals abroad is slightly older than Switzerland's permanent resident population (share of seniors in Switzerland: 17.8 %; abroad 19.9 %).
- In Asia registered Swiss nationals are considerably younger (share of seniors: 11.6 %, 1/3 minors) than in the other continents (approx. 20% seniors).
- Among the 20 foreign countries with the largest communities of Swiss nationals, Israel, Spain and Thailand are particularly noteworthy: in Israel almost one in two registered Swiss nationals are minors (45.6 %), i.e. minors and employed persons are broadly balanced. In Spain almost one in three Swiss nationals has reached retirement age (65+); in Thailand the share is one in four.
- In the USA, Canada, Argentina, Brazil, Thailand, South Africa, Spain and Italian more seniors (65+) are registered than children and teenagers (>18).
- As well as in Israel, in Chile, Mexico, the United Kingdom, Austria and Belgium the share of minors is markedly higher than that of seniors.
- With the exception of Italy, more Swiss children and teenagers than seniors are living in neighbouring countries.

3. Dual and multiple citizenship



Share of dual or multiple citizenship by country, in %

- The growth of the community of Swiss nationals abroad is largely attributable to the new registration² of dual citizens. In 2015 more than seven times more Swiss dual citizens registered abroad than Swiss nationals who only have Swiss citizenship. Some countries even posted zero growth or negative growth of Swiss nationals with one citizenship (Italy, Spain, Canada, South Africa, Argentina, Australia); these countries only posted increases in the number of Swiss citizens because of the new registration of Swiss citizens with a second citizenship (they were usually also citizens of their country of residence).
- Compared with the global average of 73.4 %, the share of Swiss dual citizens in Asia (59.1 %) and Africa (62.8 %) is considerably lower than in other continents; but the share in Asia and Africa is growing at an above-average rate. In Europe, North and South America and Oceania, three quarters of all registered Swiss nationals have an additional nationality.
- In Argentina and Chile 9 in 10 Swiss nationals have an additional citizenships (usually Argentinian or Chilean). The share is similarly high in Turkey (87.8 %).
- In contrast, Thailand has a markedly below average share of dual citizens (37.1 %).
- Among neighbouring countries, the share of dual citizens is markedly higher in France and Italy (over 80%) than in Germany or Austria (approx. 60%).

² Immigration from Switzerland or a third country and births and naturalisations